
















CHROMIC – Catgut Suture

NEEDLE			MATERIAL				
Length and description	Needle Tip	Needle Shape	Length	Gauge			
				4/0	3/0	2/0	0
				2	3	3.5	4
16mm							
Curved cutting	▲		75cm	LM811	LM812	LM813	
20mm							
Half circle round bodied	●		75cm	LM561	LM562	LM563	
25mm							
Half circle round bodied	●		75cm	LM501	LM502	LM503	LM504
30mm							
Half circle round bodied	●		75cm	LM511	LM512	LM513	LM514
Half circle round bodied heavy	●		75cm	LM511H	LM512H	LM513H	LM514H
35mm							
Half circle round bodied	●		75cm			LM843	LM844
Half circle cutt taper heavy	◐		75cm			LM873H	LM874H



CHROMIC – Catgut Suture

NEEDLE			MATERIAL				
Length and description	Length	Gauge					
		2/0	0	1	2		
		3.5	4	5	6		
40mm							
Half circle round bodied	●		75cm	LM533	LM534	LM535	LM536
Half circle reverse cutting	▼		75cm		LM734R	LM735R	LM736R
45mm							
Half circle round bodied	●		75cm	LM943	LM944	LM945	LM946
Half circle reverse cutting	▼		75cm		LM974R		
50mm							
Half circle round bodied	●		75cm	LM563	LM564	LM565	
Half circle reverse cutting	▼		75cm		LM1064R	LM1065R	LM1066R



**LISTRON MEDICAL
LIMITED**

**Product
Brochure**

CHROMIC – Catgut Suture

NON – NEEDLE	LENGTH	GAUGE					
		4/0	3/0	2/0	0	1	2
		2	3	3.5	4	5	6
Cut lengths	75cm	LM71	LM72	LM73	LM74	LM75	LM76
Standard lengths	1.5m	LM201	LM202	LM203	LM204	LM205	LM206



CHROMIC – Catgut Suture

***TECHNICAL
INFORMATION***

STERILE ABSORBABLE SUTURE OF CHROMIC CATGUT

- ❖ Made from twisted strands of collagen, from purified animal intestines
- ❖ Uniformed diameter
- ❖ Good knot pull tensile strength
- ❖ Virtual monofilament ensuring smooth tissue passage
- ❖ Catgut effective strength is usually lost by 28 days and is completely absorbed between 90 –100 days. Loss of tensile strength and a loss of suture mass follow as part of the proleolytic enzymatic digestive process.

Surgical Chromic Catgut is a sterile absorbable suture composed of purified connective tissue (collagen) derived from the submucosal tissue of sheep, goat and beef (bovine). Chromic Catgut is a material that has been tanned by treatment with chromium salts to prolong its resistance to absorption and to colour the material dark brown. Catgut is packed in conditioning fluid, the constituents of which are isopropanol, water, and sodium benzoate.

Chromic Catgut sutures complies with the requirements of the European Pharmacopoeia for Catgut sutures and the United States Pharmacopoeia for absorbable surgical sutures

Indications

Chromic Catgut is used in general soft tissue approximation and /or ligation, including use in ophthalmic procedure.

Application

Sutures should be selected and implanted depending on surgical technique, surgical experience, patient's condition and wound size

Sterilised

By either Gamma Irradiation or Ethylene Oxide